
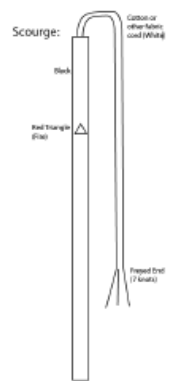
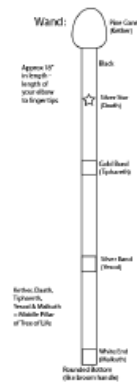
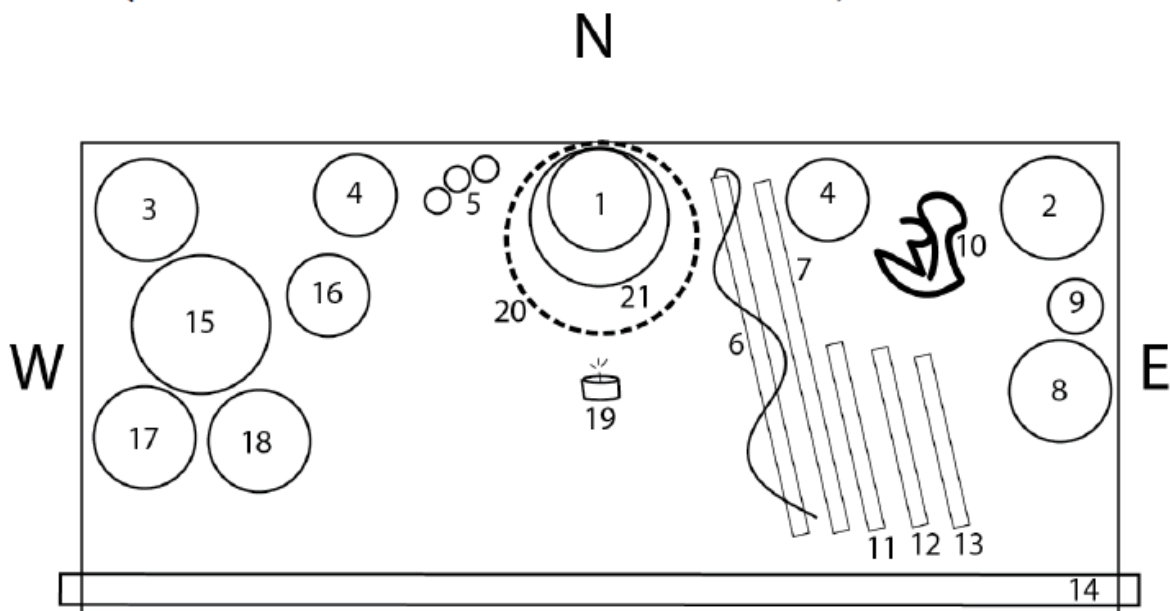


(This paper not traditional – from Isis Hathor coven papers)

- 
- charcoal block
- white sand (budgie gravel is excellent) piled into a mound
- high sides (safe to carry)

The diagram shows a large circle representing a room. At the center is a small circle labeled "Chalice - dead center of circle, north edge of altar, directly under Kether lamp" and "Elemental quarter candles line up on chalice." Below the chalice is a rectangle labeled "Altar". Surrounding the circle are four candle holders, each with a small flame icon above it: "Green glass candle holder (Earth)" at the top, "Blue glass candle holder (Water)" on the left, "Yellow glass candle holder (Air)" on the right, and "Red glass candle holder (Fire)" at the bottom. The cardinal directions are marked: "N" at the top, "S" at the bottom, "E" on the right, and "W" on the left. A note on the right says: "N.B. If the room doesn't allow for a perfect circle, it's OK. Cuns looks like this" followed by a rounded rectangle. A note at the bottom left says: "Colored glass candle holders: In side is placed white, unscented 10 or 15 hour votive candle. Both should be available at religious supply stores."





- 1 – Chalice (red wine only)
- 19 – Candle of Art (if no Kether Lamp)
- 21 – Moon Crown (after 5-fold kiss, place on HPs head)
- 20 – Necklace of 40 beads (after 5-fold kiss, place on HPs neck)
- 2 – Kernnunos Candlestick (white candle)
- 3 – Aradia Candlestick (white candle)
- 4 – Vase of flowers – optional but nice
- 5 – Vials of initiation oil
- 6 – Scourge (optional: place on left side of altar)
- 7 – Wand
- 8 – Censer
- 9 – Bowl for incense
- 10 – cords – 9' length of red cord (one for each of HP and HPs)
- 11 – White Knife
- 12 – HPs Athamé
- 13 – HP Athamé
- 14 – Sword (hilt to East)
- 15 – Cookie Plate
- 16 – Bell
- 17 – Pentacle
- 18 – Water Bowl

Note:

Male side: Active (Right)

Female side: Passive (Left)

First Degree Circle

1. Physical preparation - see "Circle Etiquette" paper
 - clean empty room
 - circle cord, altar etc. arranged as in diagram
 - best if room dark
 - coveners bathed and robed

2. Remembrance

3. Formulate Meeting Place (also called Place of Mystery)
(Wall of fog around circle, pouring over rampart)

4. In darkness both standing, facing North, one witch (the one casting the circle) says:
(Candle glass holder in hand)

"In the Name of that Ancient Presence,
That was from the beginning, and shall be to all Eternity:
Male, female, all powerful, all knowing, and present everywhere;
and in the Names of the 4 Mighty Ones, the Rulers of the Elements;
May power and blessing descend upon this place, in this hour,
and those who are with us."

5. Lights Kether Lamp, holds up with both hands with obvious devotion (still facing North), (add-on by Janus Mithras., optional:) says: **(note that we say something different here)*

Y - "Holy art Thou, Lord of the Universe,
H - "Holy art Thou, Whom nature hast not formed,
V - "Holy art Thou, the Vast and Mighty One,
H - "Lord of the Light and of the Darkness Queen"

**Holy art Though, Weavers of the Universe
Holy art Thou, Who nature hast not formed,
Holy art Thou, the Vast and Mighty Ones
Horn of the Night, Altar of Light*

This is the Sacred Fire, the Divine Spark, the Light of Divine Awareness, brought out of the Dark, Silent womb of the Goddess. Ie. You are now creating a Magical Universe.

6. With taper, light the altar candles
Kernunnos Candle (right hand candle on altar) = Chokmah
(say when lighting Kernunnos candle: "In thy name Kernunnos")
Then left hand Aradia candle = Binah
(say when lighting Aradia candle: "In thy name Aradia")

- Should be said softly, Gods are intimate, not far away. (silent with non-initiates present)

7. The Censer, Tiphareth.

Light charcoal in Censer. You have now obviously created a Universe, from the silent darkness, to Tiphareth or the sphere of devotion as well as Solar Consciousness generally. As you place on incense, feel your love and devotion rise up in you just like the smoke. Feel your prayer upborn upon the rising incense smoke. (N.B.: use appropriate incense. Frankincense is excellent for everything.)

(Charcoal – carbon based, as is all our world – is like the ordinary everyday mind, when it bursts into flame [devotion/recognition of the Gods] it is transformed – becomes sacred, special – a vessel of the Gods.)

Something to meditate on:

The Censer can be said to be a symbol of the Elements:

- | | |
|---|---------------|
| - Incense (all incense is lunar) = Moon = Water | - Smoke = Air |
| - Charcoal = Earth | - Fire = Fire |
| - All together = Spirit or Tiphareth | |

Light the charcoal, first on the right side (Chesed), then on the left side (Geburah), then place incense (Tiphareth)

9. Light the four elemental candles, E, S, W, N. **(we start in the North)*

- at each candle, take a second, silently feel devotion to the Mighty Ones of each direction.

With the lighting of the elemental candles, the Tree of Life is complete. (4 qualities of Mind, Consciousness:)

Air = Yesod = Empty

Fire = Netzach = Aware

Water = Hod = take form, Responsive

Earth = Malkuth = all of the above

10. Kneel before Altar, Athamé held in both hands, Athamé point in the water bowl. Charge with blue fire (3x) **(note that we say something different for our purifications/consecrations/exorcisms)*

“I exorcise thee, O Creature of Water, that thou cast forth from thee all the impurities and uncleannesses of the world of phantasm. In the name of Kernunnos and Aradia.”

Water = mind, emotions Exorcism = wrong views, attitudes

Therefore:

- 1) minds of all present are exorcised
- 2) water becomes living embodiment of goddess, with power to purify
- 3) also, water changes (al)chemical structure, becomes “heavy water”

11. Place tip of Athamé on salt (salt is in small pile on Pentacle) Charge with blue fire:

“Blessings be upon this Creature of Salt. Let all malignity and hindrance be cast forth hence from and let all goodness enter herein, but ever mind, water and salt purify the body,

but the scourge purifies the soul. Wherefore I bless thee and consecrate thee
In the names of Kernunnos and of Aradia, that thou mayest aid us (me).”

Salt is now poured into the bowl of water and mixed with the water, using the Athamé.

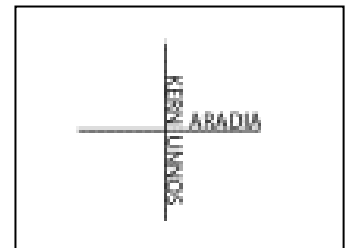
Salt = Earth or physical universe, or fullness of the Mother, therefore already pure. Therefore it is blessed, but not exorcised. In the Circle then, the Water is the mind aspect of the Circle, the salt, the physical aspect.

12. Self-Blessing. Face North (All coveners do self-blessing, HPs first)

- dip 1st two fingers of right hand into salt water, touch top of head, say:
“Bless me Mother, for I am thy child”
- dip again, touch right eye, then left:
“Bless my eyes, that wherever I may look, I may see only thee”
- dip and touch lips:
“Bless my lips that I may speak only of thee”
- dip and touch center of chest:
“Bless my heart, which is thy temple and thy shrine.”
- dip and touch genitals:
“Bless my (womb, phallus) without which we would not be”
- dip and touch knees (first right, then left)
“Bless my knees that shall kneel at thy sacred altar”
- dip and touch feet (right, then left)
“Bless my feet which have brought me in thy ways.”
- (pause)

13. Take Sword (or Athamé if don't have Sword) and cast Circle. (traditionally, there's no touching the floor with the Sword or Athamé) (dome of blue light, top and bottom, fence of blue fire)

“I conjure thee O Circle of Power, that thou beist a boundary between the World of Men, and the realms of the Mighty Ones, a meeting place of love and joy and truth, a shield against all wickedness and evil, a rampart of protection that shall contain and protect the power that (I, we) shall raise within thee. Wherefore I bless thee and consecrate thee in the names of Kernunnos and Aradia.”



- use proper posture – Hand of Power or Horned Hand
- Y – Highest Plane (spiritual) – “a boundary between the World of Men and the Realms of the Mighty Ones. - both equally holy
- H – Archetypal Plane - “meeting place of love and joy and truth” (plane of highest spiritual form)
- V – Astral Plane - “a shield against all wickedness and evil” (magical energies)
- H – Physical Plane - “a rampart of protection... etc.” (concrete manifestation)

NB. In Europe, ancient earth circular ramparts are very common. Power of the Circle is power of Boundlessness ie. the Goddess herself.

14. Water = passing through the elements, 1st Water and salt (Earth) 2nd Air (incense) and Fire
= re-dedication of self to Goddess

15. Purify Circle with Water and Salt. Start in East, circumambulate S, W, N back to East, sprinkling all the while. Everything and everyone completely pure and clean. Consecrate Circle with Censer. Circumambulate E, S, W, N, E.

Everything and everyone empty, like a dream, reality “burnt up.” (Conceptually, not physically.)

16. HPs (holding bell – Music of the Ancient Harmony) and HP stand in E, facing E. Salute Mighty Dead. Ring Bell & Invoke Mighty Ones:
 “Hear ye O Mighty Ones, dread Lords of the Watchtowers of the (East, South, West, North),
 I ... (magical name) ..., Priest(ess) and witch do summon, stir, and call you up to this our meeting, to witness our rites, and to guard our Circle.”



Ring Bell

Watchtowers of the East, invoked while standing in East.
 Watchtowers of the South, invoked while standing in South.
 Watchtowers of the West, invoked while standing in West.
 Watchtowers of the North, invoked while standing in North.

After invoking Northern Watchtower, still standing in North, place Athamés and bell on ground. Look upwards, raise both hands and say:

“Hear ye, O Mighty Ones, dread Lords of the Watchtowers of the Universe, open the Heavenly Gates, that the Mighty God and Gracious Goddess may enter herein.
 O Loving Aradia, Oh Mighty Kernunnos, I (We) stand (gather) before you to ... (ritual intent)...”

When facing upwards, see night sky – many stars – each one a Lord of the Watchtowers of the Universe.

- “O Loving Aradia” – feel that she actually enters the Circle – focus on the Aradia candle
- “O Mighty Kernunnos” – same – focus on Kernunnos Candle

17. Raise Cone of Power. Circle Chant and Witches Rune. – Invites all. Pray to Gods. Recaps previous work.

18. Work. – For Esbat and New Moon
 - Drawing down Moon, Charge
 - Drawing Down Sun, Charge

19. Great Rite, Cakes

HPs & HP South of Altar. Great Rite: - HP kneels with Cup (has back to the East) - HPs stands with Athamé (has her back to the West) Silence Then:

HPs: “As the Cup is to the female, so is the Athamé to the male”
(plunges Athamé into wine)
HP: “And together they bring eternal blessedness”

Great Rite and Charge are the most solemn, devotional, awe-inspiring moments in the ritual.
HPs sips, then HP, then HPs, then coveners. HPs drains it.

Cakes: HPs still standing, HP still kneeling HP holds plate of cakes (cookies – oatmeal is best)
HP: “O Queen most Secret, bless these cakes into our bodies, Bestowing Wealth and Health, Joy and Peace, and that perfection of Love, which is eternal happiness.”

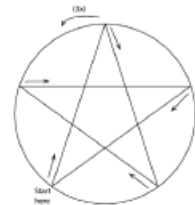
Wealth = Earth or H (f) (obviously, spiritual wealth, realization most important)
Health = Air or V
Joy = Water or H
Peace = Fire or Y
Love = K + A = Spirit

If your mind “rests in the Glorious Light of the Gods” ie. selfless, compassionate and clear wisdom (Perfect Love and Perfect Trust), then you have “that perfection of Love.” This is clear understanding of, and faith in, the luminosity of Existence, gives profound Peace. ie. your mind is not agitated, grasping, rejecting and attempting to define reality. From this Peace, which is (by definition) untroubled, you are free to enjoy whatever circumstances you encounter ie. Joy. From Joy comes Health, spiritual, psychological, and physical. From this kind of compassionate, positive attitude, inevitably arises whatever you need (the true definition of Wealth) in your life.

20. Banishing: HPs strikes Bell.

“Hear Ye O Mighty Ones, dread Lords of the Watchtowers of the
(E, S, W, N), we thank you for your attendance and before you
depart to your lovely realms, we say Hail and Farewell.”

Bell



21. Place Athamés and bell on floor. HPs and HP in North, facing North.
All coveners face North. All look upwards and raise hands high.

“Oh thou Loving Aradia, Oh thou Mighty Kernunnos, Ancient Parents of us all, Thou who art One Being, One Consciousness, vast and ineffable, Lord of the Universe, Queen of Infinite Space, Remain within us, in every atom, in every cell From the unreal lead us to the Real, From Darkness to Light, From Death to Immortality.

(Everyone joins in:)

“And blessed be the Great Mother,
Without beginning, without end
Everlasting to eternity!
(shouted by everyone, louder each time:)
“EVOE IO! EVOE HE!
EVOE IO! EVOE HE!
EVOE IO! EVOE HE!
BLESSED BE!”

Blow out candles: E, S, W, N, A., K, Kether (or Candle of Art) Cut circle

Dedication of Merit (comes from Buddhism):

“By the merit of this practice, may we quickly complete Aradia’s journey and returning immediately, come to lead all of Her Children, plants, humans, animals and all others, to the Feet of the Wisest and Oldest of Beings.”